



Presents

34th Fortnightly Session on

Explore the Language Through this Exclusive hands on Workshop

JOURNEY INTO JAVA: WORKSHOP FOR BEGINNERS Ms Tejaswi Tyagi (Coding Mentor)

REQUIREMENTS FOR THE ATTENDEES :-

- >> Laptop with a good internet connection
- >> Keep the Java Online Compiler ready with you.

Link for a Reference Compiler :-

https://www.tutorialspoint.com/online_java_compiler.php

For Students of Class 5th to 12th
[Teachers can also participate]

September 1st, 4:00 PM IST



SCAN QR TO JOIN



www.kamp.res.in | +91 - 9599576228



KNOWLEDGE AND AWARENESS MAPPING PLATFORM

KNOWLEDGE SESSION 2023: EPISODE 34

ORGANIZED BY: KNOWLEDGE AND AWARENESS MAPPING PLATFORM

A KNOWLEDGE ALLIANCE OF



Topic: Journey into Java: Workshop for beginners

Date: September 1, 2023

Category: Academic Development

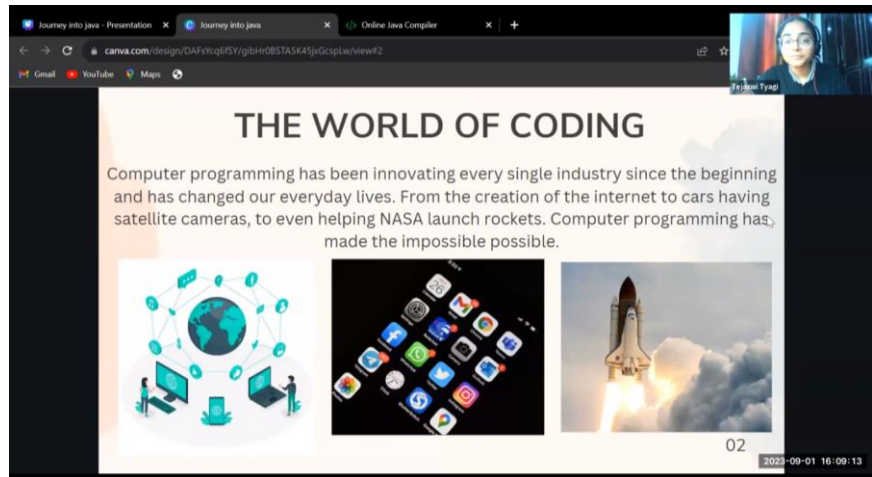
Organized for: Students from class 5-12

Speakers/Presenters: Ms. Tejaswi Tyagi (Coding Mentor)

No. of Participants: 350+ students from different schools across India

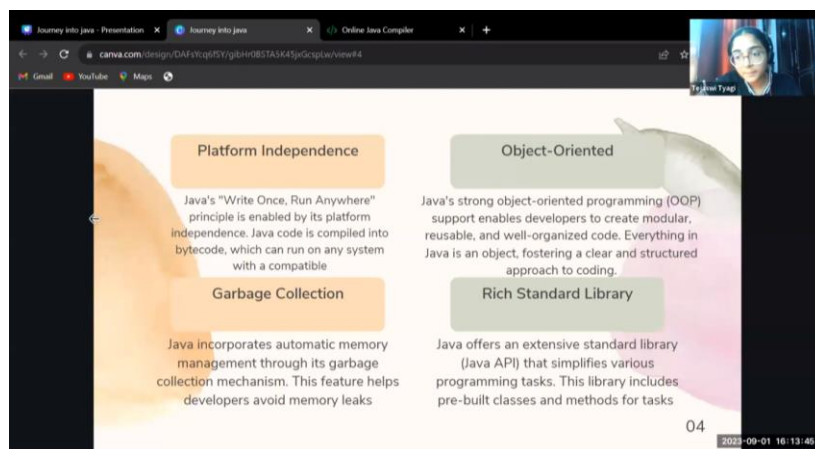
Overview:

On September 1st, 2023, KAMP conducted its 34th Fortnightly Session on “Journey into Java; A Workshop for Beginners” exclusively for more than 350 students from classes 5th to 12th from different schools across India. The session was convened by Mr. Aniket Arora, (Nodal for Outreach Activities, KAMP) and facilitated by Ms Tejaswi Tyagi (Coding Mentor) with the purpose



of helping students explore the language through an exclusive hands on workshop. In today's fast-paced and interconnected world, coding stands as the modern-day language that fuels innovation, shapes industries, and empowers individuals to bring their creative visions to life.

In this engaging and informative workshop, Ms. Tejaswi played a pivotal role in empowering students with a comprehensive understanding of Java programming. With her expert guidance, participants embarked on a journey to uncover the foundational aspects of Java, delving deep into its syntax, core principles, and diverse applications.



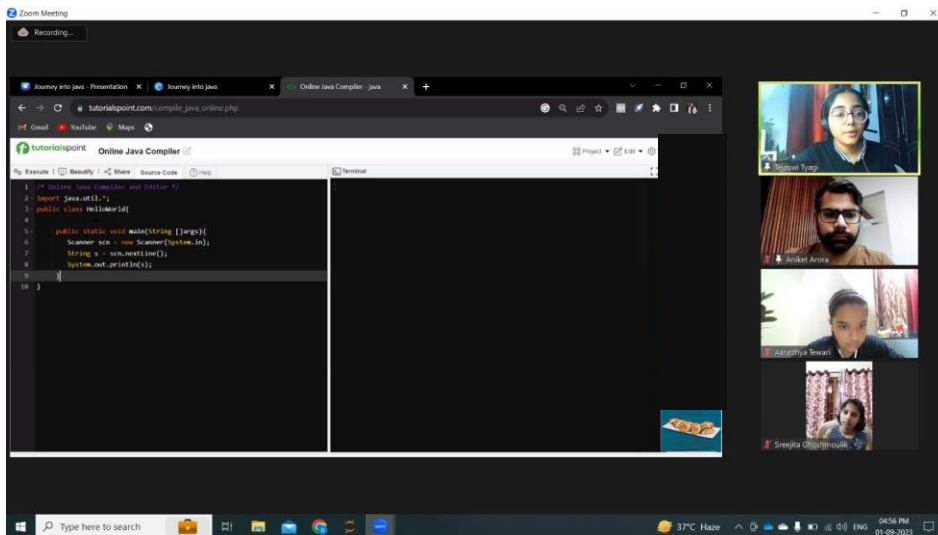
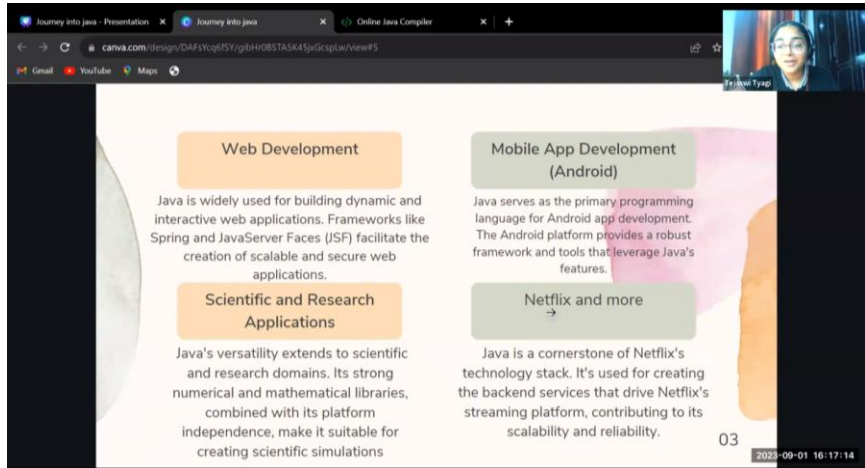
Regardless of their prior experience with coding, whether they were newcomers exploring the fascinating realm of programming or seasoned developers looking to broaden their horizons, this workshop proved to be a valuable resource. Through Ms. Tejaswi's skillful teaching, students not only gained a solid grasp of

Java's intricate syntax but also acquired a profound comprehension of the underlying principles that drive the language.

Moreover, "Journey into Java" went beyond mere theoretical knowledge. It provided students with practical insights into the real-world applications of Java, showcasing its relevance and versatility in various domains. In our increasingly digital and interconnected world, coding stands as the ultimate tool for shaping the future. The applications of coding are as diverse as they are limitless, permeating virtually every facet of modern life. Let's embark on a journey to explore the myriad ways in which coding is transforming our world.

Coding is the driving force behind innovation, enabling us to explore new frontiers, solve complex problems, and improve the way we live and work. Its applications are boundless, shaping every aspect of our modern world.

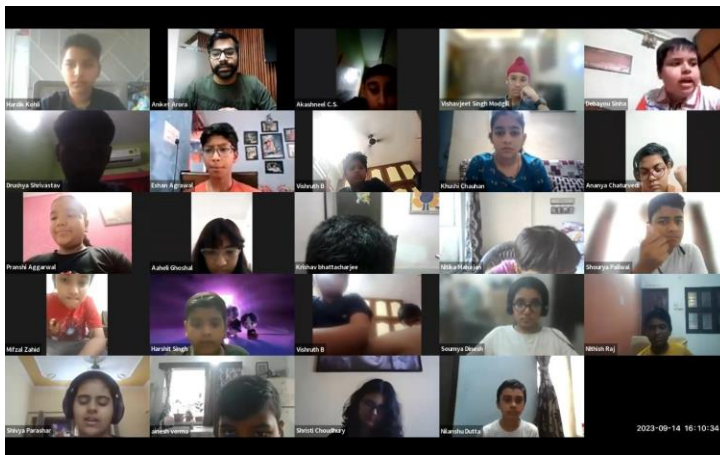
Whether you're a professional programmer, an aspiring developer, or simply a user of technology, the impact of coding is palpable, and its potential is limitless. Embracing the world of coding means being part of a dynamic and ever-evolving landscape that continues to redefine what's possible in the digital age.



When you're coding in Java, it's like writing a story. To make sure your story is clear and easy to understand, you should use names for things (like variables and methods) that make sense. Imagine you're writing a book – you'd want it to be neat and easy to read, right? So, in coding, we also make sure our code

looks nice and organized, with proper spacing and structure. When things go wrong, it's important to handle them carefully, just like fixing mistakes in a story. And finally, we organize our code in a way that makes it easy to work with and add new things. So, following these rules is like writing a beautiful and well-organized story in the world of programming, making sure it not only works but is also easy to understand and work with.

By the end of the workshop, participants emerged with a newfound sense of confidence, ready to embark on their own exciting journeys into the world of Java development. Ms. Tejaswi's dedication and expertise made this workshop an invaluable opportunity for anyone seeking to embark on their Java programming journey or enhance their existing skills. As they ventured forth, armed with newfound knowledge and confidence, the participants were well-equipped to tackle the challenges and opportunities that the world of Java development had to offer."



The purpose of KAMP's fortnightly workshops is to help students develop creativity, meaningful learning, and critical reading and thinking skills that bring out their inherent abilities. The vision of KAMP is to identify and capture Scientific and Technological temperament in students to make India a Global Leader in the fields of Science, technology, and the humanities.

Such workshops, conducted by KAMP, deal with various topics that fall under the categories of Science, technology, and innovation, Scientific and Life Skills, Career and Professional Development, Academic development, and training trainers and teachers.

KAMP believes that with exposure to such topics from experts within such specific fields, students will become aware of real-life situations and challenges, develop a helping, problem-solving nature wherever possible, understand their core values and personal interests, evaluate their skills within the given area, and achieve their best in their most desirable way.

Organized By:
Knowledge and Awareness Mapping Platform
(KAMP Operations and Coordination Office)

Moderated By:
Mr. Aniket Arora
(Outreach Coordinator)

Team Credits:
Ms. Arika Mathur
(Member, KPMC)

Ms Vishakha Gola
(Sr. Coordinator KAMP)